


PETRA

SALE PRICE

**ON
FIRE
VIDEO
EVENT**

Another Music Resource for Youth
Ministry from Inter! Inc and
FirstBorne Productions™

ON FIRE VIDEO EVENT



"We have said many times that Petra exists to serve the ministry of the local church. It's true, if we are not serving your ministry we have no reason to continue. That is why we listen so diligently to what our co-laborers in local youth ministry tell us they need. That is where this ON FIRE Video Event has come from.

"It is our deep desire that these songs and videos will be used by God in your students' lives. We will be praying with you that the Lord will reveal Himself to students as they experience being set ON FIRE by our living God."

-Petra

P.S. Thanks to all our youth leader friends, FirstBorne Productions, inter!inc, Fire By Night, Star Song Records, and Word for your vision for using music to build up students in their faith.

Table of CONTENTS

Introduction.....	3
Goals of the ON FIRE Video Event.....	4
Sample Schedule (Three-Day Retreat).....	5
Sample Schedule (Single Evening Event).....	6
Leader's Guide.....	7
The Sessions (Session #1).....	8
The Sessions (Session #2).....	12
The Sessions (Session #3).....	14
The Sessions (Session #4).....	16
The Challenge Sessions.....	18
Exhibit #1 (Materials Checklist).....	20
Exhibit #2 (Preparation Checklist & Timeline).....	21
Exhibit #3 (Promotion Ideas & Clip Art).....	22
Exhibit #4 (Technical Recommendations).....	24
Exhibit #5 (How to Play the Minefield Game).....	25
Exhibit #6 (How to Play the Seduction Game).....	26
Exhibit #7 (Fanning My Spiritual Flame).....	27
Exhibit #8 (Song Lyrics).....	28
Exhibit #9 (How to Assemble the Petra Journal).....	28
Journal.....	29

ON FIRE VIDEO EVENT

The ON FIRE Video Event is a package of resources—videos, music, games, skits, life simulations, Bible discussions and challenges—especially designed to make a maximum impact on the lives of your students. This package developed by interl'inc and FirstBorne Productions features Petra's ON FIRE album and videos. Preparation will be required to receive maximum benefit from this resource, both in the area of prayer (Psalm 127:1) and in preliminary involvement of your students and volunteer leaders. You will be far more effective by involving a support team.

The package can be used in the following ways:

1. A three-day retreat package
2. A one-day retreat package
3. An evening youth event
4. A series of evening youth events

ON FIRE VIDEO EVENT

A Confrontive Event to Enflame Spiritual Commitment

GOALS

- 1 To clearly challenge students about their attitudes and actions toward God. "Deciding to build your fire"
- 2 To help students confront the influences that block their relationship with God. "How the enemy tries to put your fire out"
- 3 To create curiosity and honest discussion about how God can be valuable in a student's everyday life. "Putting the right fuel on your fire"
- 4 To help students develop a partnership for change among themselves, the Holy Spirit, and other Christians. "Fanning the flame"

QUESTIONS TO CONSIDER

(by students during event):

- 1 Can the Bible be trusted to give up-to-date advice that works?
- 2 Do my friends really have my best interests at heart?
- 3 Have I been had by a messed-up world due to lack of involvement?
- 4 What assurances would I need in order to risk basic changes in my attitudes and behavior?
- 5 How much do I believe that God loves me the way that I am?

ISSUES TO CONSIDER

- 1 Whatever else students may have in common, they are not clones. Their unique interests and willingness to risk change are different for each one. Each student will respond slightly differently to the challenges of this event.
- 2 Students will need help applying these truths in the week(s) following the event.

SAMPLE SCHEDULE

THREE-DAY RETREAT

The following is a proposed schedule for the three-day retreat version of the ON FIRE Video Event.

FRIDAY EVENING (Session #1)

5:30-7:00	Arrive and eat supper
7:00-7:15	Group Singing
7:15-7:20	Video Segment #1 ("All Fired Up" + spoken introduction)
7:20-7:40	Fire Simulation
7:40-7:55	Debrief of Fire Simulation/Pass Out Journals
7:55-8:15	Break
8:15-8:30	Dictionary Simulation
8:30-8:35	Video Segment #2 ("Counsel of the Holy" + spoken introduction)
8:35-9:00	Message/Study
9:00-9:01	Video Segment #3 (spoken part)
9:01-9:10	Journal Time
9:10-	Late Night—Videos or Free Time

SATURDAY (Session #2)

8:00- 8:35	Breakfast
8:35- 8:45	Group Singing
8:45- 8:55	Journal Time
8:55- 9:00	Video Segment #4 ("Minefield" + spoken introduction)
9:00- 9:10	Discussion of Video
9:10- 9:35	Message/Study
9:35- 9:45	Journal Time
9:45-10:15	Break
10:15-10:50	Minefield Game
10:50-11:10	Break
11:10-11:40	Debrief of Minefield Game
11:40-11:50	Journal Time
12:00- 1:00	Lunch
1:00-5:00	Free Time

SATURDAY EVENING (Session #3)

6:30-6:50	Group Singing/Explain Seduction Game
6:50-7:20	Seduction Game
7:20-7:30	Debrief of Seduction Game
7:30-7:35	Video Segment #5 ("Defector" + spoken introduction)
7:35-7:45	Defector Simulation

7:45-8:00	Debrief of Defector Simulation/Video
8:00-8:30	Break
8:30-9:00	Message/Study
9:00-9:10	Journal Time

SUNDAY *(Session #4)*

8:00- 8:35	Breakfast
8:35-8:45	Group Singing
8:45- 9:00	Journal Time
9:00- 9:10	Bribe Simulation
9:10- 9:15	Video Segment #6 ("First Love")
9:15-10:00	Message/Study
10:00-10:10	Journal Time
10:10-10:50	Group Singing/Worship Time
10:50-12:00	Break
12:00- 1:00	Lunch
1:00- 3:00	Free Time
3:00- 3:20	Challenge Session
	Video Segment #8 (spoken wrap-up)
3:20- 3:35	Journal Time
	Fanning My Spiritual Flame

NOTE: Each morning or evening session (including series of simulation, video, talk/message, and game) may be used as an evening event or as a series of evening events. Below is an example of how the schedule would work.

SINGLE EVENING EVENT

[Using the material from the Friday Evening Session]

7:00-7:15	Group Singing
7:15-7:20	Video Segment #1 ("All Fired Up" + spoken introduction)
7:20-7:40	Fire Simulation
7:40-7:55	Discuss Simulation/Pass Out Journals
7:55-8:15	Break
8:15-8:30	Dictionary Simulation
8:30-8:35	Video Segment #2 ("Counsel of the Holy" + spoken introduction)
8:35-9:00	Message/Study
9:00-9:01	Video Segment #3 (spoken part)
9:01-9:10	Journal Time

LEADER'S GUIDE

Whether you are using the ON FIRE Video Event for a single evening youth meeting, a series of youth group meetings or a retreat, the following design elements are there to make this tool very easy for you to use.

1

Suggested leader spoken parts are in italics and are preceded with the LEADER notation.

2

The individual sessions have been designed so that they can be individual meetings, a part of a 4 week series, or part of a retreat.

3

The videos have been developed to set the youth leader up to lead discussions. These resources have been designed to promote a discussion highlighting the students' views. It is not what the leader understands, but what the students understand of what the leader understands that is most important.

4

Each session contains several resources and techniques designed to help students experience the problems and solutions being presented:



a. **Video Segments**- There are brief messages from the band members of Petra especially to your students, as well as single-song videos (both concept and concert segments). Each one is a catalyst or a bridge that connects the ideas of this event together.



b. **Life Simulations**- These are skit-like happenings designed to show students their need of the truths you will present to them. In short, they are skits geared to teach a lesson.



c. **Games**— There are two games designed to help students identify certain tendencies in themselves that demonstrate a need for personal change.



d. **Message/Study Segments**—These Biblically-based sessions use the messages of the songs and videos to launch discussion times. Each session is outlined for the leader in an easy-to-use format. Suggested leader spoken parts are in italics.



e. **Journal Time Segments**—Within each session there is time for the students to make personal application of what they have been taught. The Petra ON FIRE Journal is the tool for student reflection. We recommend that the Journal Time be done within the context of a small group. Students should fill out their own journals, but doing it in a group will help them to stay focused.

f. **Art Products**— Clip Art for the Petra Journal, Clip Art for Promotional Poster, Fliers, Etc. (see Exhibit #3)

g. **Additional Materials** — An assortment of support materials such as buttons, t-shirts, posters, and cassettes are available. (see Exhibit #1)

THE SESSIONS

SESSION #1 Friday Evening

PURPOSE: To motivate students to consider their actual spiritual condition and to leave them with the idea that God has said something valuable to them (through the Bible).

7:00 - 7:15 Group Singing

7:15 - 7:20 VIDEO SEGMENT #1 (Petra singing "All Fired Up" and John Schlitt introducing the video event)



NOTE: Play the song with more than adequate volume. Remember that kids like their music louder than you do....and you're playing it for them, not you.

Video Script "Our whole group is excited to be able to participate in this specially designed event. We hope that many of you will find a renewed sense of hope and purpose as you play the games and discuss the songs. We're convinced that God wants to energize students to do incredible things in our world. So here's to a world caught on fire with God's mighty power through you."

7:20-7:40 FIRE SIMULATION:



NOTE: Since we are using the symbol of fire to help students evaluate their spiritual commitment to Christ, the first session will help them consider what is involved in building and putting out a fire. You should choose an area conducive to building several small fires. If you are conducting the event in your church or in a home, a single fire in a fireplace will work also. Assign students in small groups (5-10) to gather the materials and arrange them in the best way to start a fire. (ie. matches, kindling, paper, logs, etc.) Close supervision of this simulation will be important.

LEADER: *Petra has just encouraged us to build a spiritual fire inside each of us. In order to understand how this happens, we are going to start real fires. I have provided everything you will need. Assign someone in your group to keep a record of everything you use and do to make your fire happen. (Divide into teams and do it)*

NOTE: After each team has built their fire, ask them to think through every possible way to put a fire out. Instruct every team but one to put out their fire. If you are using only one fire, leave it burning until you pass out the On Fire buttons mentioned below. Draw the group together for discussion time.

7:40-7:50 DEBRIEF OF FIRE SIMULATION:

LEADER: *God's desire is to build a fire in your life; Satan's desire is to put it out. Drawing on the things that we have learned about starting a fire...what does God need to do to build a fire in your life? (discuss this) (ie. provide fuel, air, ie. the Holy Spirit, the Bible. ...start with small pieces move to bigger pieces.. such as small steps of obedience to larger steps of obedience).*

What is Satan determined to do to put your fire out? Remove the fuel (ie take away God's words), smother the flame (convince you not to listen to the Spirit's urgings) only burn kindling (only take small spiritual steps)



TRANSITION STATEMENT: *During this video event we are going to discuss things that add to the spiritual fire in your life and things that take away from the spiritual fire in your life. Because your discovery of these things will be highly personal and unique to you, we are providing a Petra ON FIRE Journal to allow you to keep track of your thoughts.*

As a symbol of God's working in us during this event, we are going to keep this fire burning during the entire ON FIRE Video Event. In order to accomplish this, we need volunteer "keepers of the fire". We are going to pass around a sign-up sheet for that purpose.

NOTE: If you are not conducting a weekend retreat, keeping the fire burning may be done symbolically by each participant wearing an ON FIRE button during the entire series (up to five weeks). The "keepers of the fire" can be students who encourage the others to continue wearing their buttons.

7:50 - 7:55 PASS OUT JOURNALS/PASS AROUND "KEEPERS OF THE FIRE" SIGN-UP SHEET



NOTE: See Exhibit #9 for directions for assembling the journals.

LEADER: *Let's take a break.*

7:55 - 8:15 BREAK

NOTE: After the the break, you will be doing a life simulation involving a dictionary with an old Bible cover on it. This session will need to be held near the "keepers of the fire" fire, a fireplace, or a bonfire.

8:15 - 8:30 DICTIONARY SIMULATION



LEADER: *The Bible can be looked at as God's journal where He recorded His most personal thoughts. Let's look at some of the entries in God's journal. I think you'll find it interesting... (read 1 Corinthians 1...continue reading until you notice boredom or misbehavior. When the students have obviously lost interest, slam the dictionary, throw it in the fire and say, "Well you must not be interested in what He has to say. I'll just get rid of this thing.")*

NOTE: Students should visibly respond to this.

LEADER: *Why are you so upset that I threw the Bible into the fire? (Continue asking until students give you a rational answer to your question.)*

TRANSITION STATEMENT

Apparently this book is more valuable to you than I thought. Petra has some things that they want to say to us about the nature of this book...

8:30-8:35 VIDEO SEGMENT #2 ("Counsel of the Holy" + spoken segment by John Lawry) Video Script



"You might wonder why we called this song 'Counsel of the Holy.' It's because we know that this book is totally unique...without equal. The best translation of the word 'holy' is the two words — TOTALLY UNIQUE. I hope you catch a glimpse of how valuable this book really is as your youth leader leads the next discussion."

8:35-9:00 MESSAGE/STUDY



LEADER: *What do you hear people saying about this book? (If kids don't respond, be prepared to salt them with several responses.) What did you hear Petra saying about the book? Let's talk about it.*

NOTE: You might want to refer to the lyric sheet of "Counsel of the Holy" — Exhibit #8.

LEADER: *Book of Wonder. How many of you believe this is a book of wonder? Why? Define "Wonder" — what are some other words that you use for wonder? (—stuff that you can't understand — go to Webster's)*

Here are a couple of examples of mysteries or wonders...

(Read aloud Ezekiel 1:25-28 in the New International Version.)

God is presented as a being of light — more powerful than a laser. A laser is one band of light — multiplied a few hundred times; a laser will disintegrate any substance known to man. Walking into God's presence must be more magnificent than walking into a huge laser.



PHOTO STROBE SIMULATION:

Objective: To illustrate what seeing God might be like.

First of all, darken the room, covering all light sources such as windows, doors, exit signs, etc. After 3-4 minutes flash a strobe (or a camera flash) into the students' eyes. If it is not possible to darken the room, use a mirror with bright light flashing from it. The brightness of the light should make students cover their eyes. Relight the room. Take out the strobe batteries and hold them up before the students. Explain that the energy of these tiny batteries created light so intense that they could not look at it. The Bible presents God as a being whose power is without limit. You can only imagine how bright a light He generates.

LEADER: *Here is an even more awesome wonder. (Read aloud Matthew 13:43.)*

After Jesus' explanation of the parable of the weeds planted in the good field, He says, "Then the righteous will shine forth like the sun in the kingdom of their father."

Conclusion: In Heaven, we are going to be beings of light.

Who knows how fast light travels? Light travels at 186,000 miles per second. When we become beings of light we're not sure what this means but it might mean that we will be able to travel 186,000 miles per second. For example, we could be having this discussion in any seven cities of your choice on this planet and be visible at all seven locations just travelling back and forth at 186,000 miles per second. That's how fast that is! The Bible is full of things we can only wonder and ponder about — it is a book of wonder.

LEADER: *Book of Life.* Petra calls it a book of life

Recommended Examples:

1. Testimony of someone of your choosing whose life has been radically changed by the Gospel.
2. Ask the students if they know any examples of people remarkably changed by salvation.

LEADER: *Book of Promise.* Petra calls it a book of promise.

Why would the Bible be called a book of promise?

God has made promises in the Old Testament that have been fulfilled already, and He has made promises about our future. When man experiences everything he is capable of experiencing, thinks everything he is capable of thinking, imagines everything..., understands everything... — where does he go from there? The Bible's promises extend beyond man's capabilities to God's capabilities. (Read aloud: John 14:1-6) Jesus understood things that He couldn't explain to men because we don't have the ability to understand. He could not show us things in the spirit realm because our eyes don't see spirits. But it didn't stop Him from making promises to us about those things that will be in the future when we are no longer limited to our human bodies. (Read John 16:12 to the group.)

LEADER: *Book of Wisdom.* Petra calls it a book of wisdom.

What does wisdom mean? (NOTE: Wisdom may be defined as the ability to apply knowledge to every fact of reality. Let kids respond to the question.)

Why is the Bible a book of wisdom? Only God can see both the beginning and the end of history. He alone knows the past and the future. Therefore He is the only one qualified to give us advice as to how our beliefs, actions, and choices are good or not good for us. He has put this advice in the Bible. (Read aloud Proverbs 3:19-20 or 15:3) A collection of information if applied can impact our lives...

(End by reading Proverbs 4:5-7.)

LEADER: *Book of Great Value.* Finally, Petra calls this a book of great value. *Why are God's ideas valuable? (Read aloud Jeremiah 32:17 and sections of Psalm 139.)*

God is more committed to our complete fulfillment than we are. That is why this book is valuable... Can you think of any of God's characteristics that would make His words highly valuable?

NOTE: Be prepared to list and briefly explain some of the attributes of God. (ie. can travel back and forth through time— theologians call this God's omnipresence)

CLOSING STATEMENT: *The ideas that God has given us in the Bible are the fuel God uses to build spiritual fire within us.*

9:00-9:01 VIDEO SEGMENT #3 (Spoken part by Louie Weaver)



Video Script: "By now you have, no doubt, gotten your Petra Journal...the things that you write in the journal will help you to understand yourself. The time spent to write your real thoughts and feelings in this little book will be worth it...especially if God becomes more real to you during our times together. This is going to be a great time...listen up, have a lot of fun. We have prayed that you will catch on fire during this event...see you at the next session..."

9:01-9:10 JOURNAL TIME #1

LEADER: I think Louie is right. The time we spend writing our real thoughts in the ON FIRE Journal will help us get to know ourselves and the Lord better. I want you to break up in groups of 8-10 (it will be best to have a leader in each group), and each of you should fill out your own journal. Turn to Journal Time #1 and list the reasons why the Bible is valuable to you or isn't valuable to you. Write down several of each. Remember, there are no right or wrong answers, you won't get a grade on this—this is only for you.

NOTE: If you are using this as a single session, end the session by reading the Session #1 Challenge on page 18 in this manual.

SESSION #2 Saturday Morning

PURPOSE: To help students understand how much influence others have on their choices. To help them see that peer pressure can smother the spiritual fire within them.

8:45-8:55 JOURNAL TIME #2 (After Breakfast)



LEADER: Well, it's journal time again. Get in your groups, turn to Journal time #2 and list the people, places, personal beliefs, and possessions that fan the flames of your spiritual fire. List the same that try to smother your spiritual fire.

8:55-9:00 VIDEO SEGMENT #4 (Spoken part by Ronnie Cates + "Minefield")



NOTE: The spoken part goes directly into the music video segment. Video Script: "I'm sure that many of you make your way through life like a soldier tip-toeing through a minefield. In this song, we picture dangerous choices like the explosives in a minefield. Sometimes our choices blow us to pieces...and sometimes they keep us "together". I hope this video will help you consider the outcome of your choices.."

9:00-9:10 DISCUSSION OF VIDEO



LEADER: What is a minefield? What types of mines did you see in the video? (Mines in actual war scenes and mines in a student's life) Do you ever feel like a soldier tip-toeing through the minefields in your life? What makes you feel that way?

9:10-9:35 MESSAGE/STUDY



LEADER: What are the things that your friends think they need to experience happiness, fulfillment, security? Do you think these things can fully satisfy any person? Why? Why not? How many of you are aware of the fact that you have an unseen enemy that is trying to do this to you?

NOTE: Do a quick study on who Satan is and what he is trying to do.

Suggested Scripture references:

Ezekiel 28 Satan's origin

Job 1-2 Satan is a supernatural being

Luke 4:1-13 Satan tempted Jesus

I Peter 5:8 Satan is a destructive force

II Corinthians 2:11 Satan uses tricks



II Corinthians 11:14 Satan disguises himself
Revelation 20:10 Satan's final destiny

LEADER: *The witness of the New Testament is clear: Satan is a malignant reality, always hostile to God and to God's people. But the good news is that he has already been defeated by Christ's life and death and resurrection, and this defeat will be obvious and complete at the end of the age.*

What are the devices he is using? (Discuss this)
Kill—by trying to get you to miss eternal life (John 10:10)
Steal—by using good things that God created to destroy us

How could Satan take something that is good and use it to hurt you? Let's talk about boyfriend, girlfriend, talent, ability, someone's trust. (Discuss this)

Petra says that we put ourselves directly in the enemy's influence by making bad choices about these good things. Sometimes we know that what we are doing is bad for us, but we do it anyway because "the grass is always greener" on the other side of the fence.

Can you think of some ways that Satan tries to convince you that the grass is always greener on the other side? (Discuss this)

God does know the way through the minefields; He's smart enough to know what will hurt us or help us. (Read aloud Ephesians 2:10) God does have the ability to teach us how to use the good things of this life for our benefit. (Read aloud John 16:13) God not only can lead us through the minefield, but He also views each of us with unmerited favor. He's not going to beat us up when we make mistakes.

(Read aloud I John 1:9) God just wants to know that we agree with Him about our sin so that we can enter the full experience of His forgiveness.

9:35-9:45 JOURNAL TIME #3



LEADER: *Let's get in our groups again and work on our journals. Turn to Journal Time #3 and write your thoughts to these questions. How have you misused the good things of life to hurt yourself? What are the things that you need God's unmerited favor for?*

9:45-10:15 BREAK

10:15-10:50 THE MINEFIELD GAME



(See Exhibit #5 for explanation of this game)

10:50-11:10 BREAK

11:10-11:40 DEBRIEF OF MINEFIELD GAME

Purpose: To help your students express their feelings about their game experiences, and to help them identify and interpret the lessons to be learned. The following questions and suggestions will get the discussion started, but it's up to the youth leader to determine how long it lasts and the direction it takes.

LEADER:

- How did you feel before you ran for the box of your choice?*
- How did you decide which box to go after?*
- Describe how you felt about being caught or catching someone else.*

- Those who ran for the 60' box, how did you decide to take such a risk?
- Those who only ran to the 20' box, why weren't you willing to take more of a risk?

LEADER: Some of you were afraid to venture off the base—as the result, you didn't make any points to help your team...and your team lost. So the prize due the winner wasn't enough motivation to act in spite of your fear...Some of you ran too far—you thought that you could handle it, but you couldn't. You wanted the prize, but you wanted it in a way that wasn't possible. You wanted to get the points in an impossible way...and you hurt your team.

11:40-11:50 JOURNAL TIME #4



LEADER: Well, it's journal time again. Let's get in our groups, turn to Journal Time #4 and write what you learned about your fear or about your willingness to take unreasonable risks. How can these things fan the flames or smother your spiritual fire?

Note: If you are using this as a single session, end the session by reading session #2 Challenge in pg. 18 in this manual.

SESSION #3 Saturday Evening

Purpose: To help students compare the influence of people and things to the influence of eternal things and the Lord on their lives.

6:30-6:50 Gather the Group/Group Singing/Explain Seduction Game (See Exhibit #2)

6:50-7:20 SEDUCTION GAME



7:20-7:30 DEBRIEF OF SEDUCTION GAME

Present an award to the winning team

LEADER: -How did you feel with so many people yelling at you?

-How did it feel to be lied to?

-How did you choose which team to believe?

-In what ways is this game similar to pressures from others at school?

7:30-7:35 VIDEO SEGMENT #5 ("Defector" + spoken part by Bob Hartman)



Video Script: "When thoughts race through your mind, which ones do you latch onto?"

When your emotions go wild, how do you cope? There are so many voices calling out to us...Who can you really listen to....and trust?"

7:35-7:45 DEFECTOR SIMULATION



Players: 1. You will need a group of 5 students to be temptors.

2. You will need one student to be the temptee.

Props: 1. Three ropes with slip knots in them

2. Six empty beer cans or Coke cans (wrapped to look like beer cans)

Scene: The Temptee enters with one noose around his neck and one on each hand. He/she says "I wonder what I should do tonight."

The Temptors enter with six cans of beer chanting "Pardee, Pardee." They spot the Temptee and immediately begin pressuring him/her to drink some beer with them.

The Temptee resists with all kinds of excuses. One of the temptors grabs hold of one of the ropes hanging from the temptee's wrist and pulls his/her hand up to the can of beer forcing the can into his/her hand. "Come on take a drink" they say. When the temptee resists they call him/her all kinds of names. The temptee is getting more and more uncertain, and his/her resistance becomes weaker and weaker.

The temptors pull the beer can to the temptee's mouth with rope and force him/her to drink. Another temptor grabs the rope around the others wrist and pulls hand and arm around his/her neck. A third temptor suggests they go buy some more beer and head for Lance's house where a wild party is already in progress. The temptee says "I really shouldn't go" in hesitant manner. Whereupon the temptor grabs the rope around the temptee's neck and drags him/her along as the group exits yelling "Pardee, Pardee, Pardee."

7:45-8:00 DEBRIEF SIMULATION AND VIDEO

Purpose: To help students talk about the power behind peer pressure.

LEADER: *How do you think the temptee was feeling?*

Why do you think the temptee didn't untie the ropes?

In the "Defector" Video the group sings about finding freedom from this kind of pressure.

Do you think it's really possible to be free from letting peer pressure control you?

When we return from break we'll explore some ways to find freedom.

8:00-8:30 BREAK

8:30-9:00 MESSAGE/STUDY



Purpose: To show how peer pressure is a device used by Satan to focus us away from God's love for us thus putting out our spiritual fire. This message is best accomplished as a guided discussion.

LEADER: *Why do your friends want you to be just like them?*

Do you think your friends know how to find love and approval without bad behavior? Why?

Petra has given us several things to think about in "Defector." They begin this song saying "You used to play their game." Let's say that "their" refers to friends who need to fill up their senses with good or bad things in order to be happy.

-What games do you see these kinds of kids playing?

(Wait for a response and make a list on overhead projector)

-When Petra says "They know the best attack" what do you think they mean?

-Do you think each of us is susceptible to the same kinds of pressure from our friends? Why?

(Read aloud Romans 1:21-32. List on a blackboard or overhead the ways people pressure us to ignore God)

LEADER: *How do these types of pressure show up with our friends?*

Petra calls this person a Defector. What is a Defector?

-How does a person defect from peer pressure?

Petra mentions "Broken Chains". What do you think those are?

If these chains represent desires or behaviors that replace God's presence and power inside of us, why do we allow desires and behaviors to chain us?

(Read aloud Ephesians 2:1-3)

-Who is the ruler of the kingdom of this world?

-What is he doing in people willing to disobey God?

-Do you think he could use your friends to keep you enslaved to habits or evil behavior? How?

Petra sings about "obeying a higher power". What does this mean?

-How do we resist when Satan makes a desire extra strong?

A clue can be found in 1 Peter 5:8 (Have a student read it) Only God has the power to make Satan stop messing with our thoughts and emotions. So how do we set God free to stop him? We resist. Petra uses the word obedience to describe this defector's resistance.

-How would you explain the idea of obedience?

- Does giving God permission to influence your desires and behavior sound reasonable?
- What if God wants you to respond differently than your friends are responding?
- Won't we feel uncomfortable if we obey God?
- Is discomfort always our enemy?

(Read aloud 1 Peter 4:1-4)

Peter tells us that defectors are never free from unhealthy peer pressures.

- Will suffering result from rejecting the pressure to do and think wrongly?

Petra sings "They thought you would always go their way They had you tied up habitually/ They never figured you could ever get free."

- The million dollar question for all of us is, "Do we want to be free?"

Freedom comes at times with a high price.

- What do you think the costs could be?

- What cost did Christ pay to be able to give you the power to be free?

9:00-9:10 JOURNAL TIME #5



LEADER: It's journal time again. I want you to really get serious with yourself as you write your thoughts on this one. Turn to Journal Time #5. In what ways are you letting peer pressure smother your spiritual fire? List the friends who put the most pressure on you. What will have to happen between you and them for you to get free?

NOTE: If you are using this as a single session, end by reading Session #3 Challenge on page 19 in this manual.

SESSION #4 Sunday Morning



Purpose: To help students determine in what or whom they place their affections and why. "Are you neglecting your spiritual fire?"

NOTE: For this session you will need a copy of the lyrics to "First Love" (see Exhibit #8) for each student)

8:45-9:00 JOURNAL TIME #6

LEADER: We're going to begin this morning with journal time. Get into your groups and turn to Journal time #6. Read these passages (Matthew 11:28, John 14:6, 1 John 5:18-20) about what God wants to offer you and write why you need these things.

9:00-9:10 BRIBE SIMULATION



Purpose: Shows that powerful temptation causes us to walk away from good relationships.

Props: 10 candy bars and 5 one dollar bills

Scene: 1) Ask a well loved student to come to the front. 2) Ask 5-8 students who care about that person to come to the front and lift the student in a prone position over their heads. 3) Begin bribing the students to leave the supporters, (ie. offer one then two then three candy bars until someone leaves the group of supporting students. If no one comes, offer candy + one dollar, then two, etc.) 4) Ask the students why they left their friend for the candy and money.

Key Point: If we think our happiness is best served by putting ourselves or someone else in danger, we usually do it.

Discussion: If no students accept the candy or money ask, "Did you want to?" "Did you feel the tension inside?" If a student or several students respond, ask "how did you decide it was worth it to leave your friend partially unsupported?"



9:10-9:15 VIDEO SEGMENT #6 ("First Love")

9:15-10:00 MESSAGE/STUDY

LEADER: What things do people think will give them a complete life?



How do they try to find them?

In today's world it is easy to be convinced that a satisfying life comes from things we see, feel, think, and possess. Many things in our surroundings cry out for our affection. They say "Love me, I'll give you happiness, or joy, or security, or importance. Don't trust a God you can't see, touch or hear."

What are some things that you can think of that promise these things? (List them on a blackboard or overhead projector)

Do these things work? Why?

Petra sings "Sometimes I feel pulled in so many wrong directions, Sometimes I feel the world seducing my affections." This sounds like a common experience for most of us. They continue singing, "It's not that I don't know the way It's just that that I'm prone to stray."

Why do Christians have such a hard time allowing God to satisfy their inner needs?

Why do you think we are so prone to stray from God?

(Read aloud Galatians 5:16-18)

Why is the flesh, so resistant to the Spirit?

Can we ever fully satisfy the desires of our body and mind with temporary things?

The Corinthian church had tremendous struggles with their desires. They were immoral, drunkards, liars, emotional bozos, just to name a few of their problems.

Why do you think God would keep loving people like this? Maybe that's a question you are asking about yourself. If God can satisfy your inner needs and you ignore Him, why would He keep loving you? Consider these amazing statements.

(Read aloud Romans 5:8 and I John 4:19)

Most of the love relationships we have with people require us to perform in a pleasing way or we are history. The permanence of God's love for those who have trusted Him to cleanse their sin is much safer. When you have loved someone or something more than God, does it make you feel like God is mad at you? Actually the Bible says that God is "grieved", not "mad" when we value something more than Him. Who has had a close relative die? Tell us how you felt.

Reality is that God intensely wants us back in His presence. He has already done all the punishing he is going to do at the cross. He grieves the loss of your affection.

Let's look at the lyrics of "First Love" again and think about whether we are valuing things or people more than God's loving care.

NOTE: Hand out copies of "First Love" lyrics.

PARABLE—Once there was a man who started a fire to keep himself warm on a very chilly night. All night long he huddled close to the fire, allowing its warmth to keep him alive. The next morning when the sun came up, the temperature began to rise. The sun got hotter and hotter until the man felt that he no longer needed the fire. He wandered away from the fire. When darkness came and it became cold again, the man frantically began searching for the fire. He finally found the place where the fire had been. The fire was out. He had become so convinced that he would never need the fire again that he neglected the fire.

10:00-10:10 JOURNAL TIME #7



LEADER: *Please get into your groups, turn to Journal Time #7, and write down your thoughts about this question. What people or things (other than God) do you depend on for your happiness?*

10:10-10:50 GROUP SINGING AND WORSHIP TIME

10:50-12:00: Free time unless you are leaving at noon. That being the case, you can move the afternoon challenge session into this time slot.

3:00-3:20 CHALLENGE SESSION

Purpose: To allow kids to respond to the issues that impacted them.

NOTE: Every group of kids is made up of students who have vastly different commitment levels. This challenge session is designed to help you challenge students representing these different commitments. Remember, your job is to give them a clear opportunity to choose changes in their spiritual experience. Your job is not to decide what their response should be and force them to agree. We will offer challenges to students in the following three levels of commitment:

1. Commitment was only to ATTEND the retreat or event (lowest level of commitment)
2. Commitment was to come and LISTEN
3. Commitment was to experience deepening CHANGE

There are several other types of commitments possible—so be creative. We will look at challenges for each major topic covered in this retreat per time block.

SESSION#1 (Friday Evening) CHALLENGE

LEADER: *"Counsel of the Holy" may have helped some of you.*

ATTENDER - *Some of you were surprised on Friday to learn that the Bible isn't as boring as you thought. I would challenge you to choose an issue you want some Biblical answers to and allow someone to help you find them.*

LISTENER - *Some of you heard some things about the Bible that made you realize you need a better understanding of what God wants you to know about living more consistently in His resources. I challenge you to identify what you need Him to teach you about and to establish definite times during this week for reading this book.*

CHANGER - *Some of you were reminded that God has spoken to you from this book in the past and you have not followed through. I challenge you to establish an accountable relationship with someone in this group to help you take action on the truth God wants you to experience.*

SESSION #2 (Saturday Morning) CHALLENGE

LEADER: *"Minefield" may have helped many of you discover you were making some choices that Satan has used to hurt you. Maybe your choices are emotional, physical, mental, or relational; but they are sapping your spiritual energy and putting out your spiritual fire.*

ATTENDER - *Some of you may want some help in figuring out choices that are hurting you. I challenge you to choose a person in this group to help you and ask them for some time.*

LISTENER - *Some of you may want help in knowing how to reverse hurtful choices. I challenge you to identify those choices and ask a youth worker for help figuring out how to change them.*

CHANGER - *Some of you may want help in reversing hurtful choices. I challenge you to identify your need and communicate it to a youth worker. Be prepared to let him or her help you solve your problem.*

SESSION #3 (Saturday Afternoon) CHALLENGE

LEADER: *Maybe "Defector" helped some of you realize you were being forced by peer pressure to behave differently than you want to.*

ATTENDER - *Some of you may want to discuss your peer relationships in order to see if they are hurting you. I challenge you to choose someone you trust in this room and fire away.*

LISTENER - *Some of you may want to discuss specific people in your life that exert more control over you than you want them to. I challenge you to identify what makes you uncomfortable and tell a leader.*

CHANGER - *Some of you may want to break off some unhealthy relationships or habits. I challenge you to identify these and choose a leader who can help you.*

SESSION #4 (Sunday Morning) CHALLENGE

LEADER: *Maybe "First Love" caused you to realize that God seems very far away from you. You may have realized that you are not looking to God to meet your internal needs.*

ATTENDER - *Some of you may want to ask someone how to experience a relationship with God. I challenge you to ask someone to explain this to you before we leave.*

LISTENER - *Some of you may want to talk with a leader about the false sources you are depending on to meet your needs. I challenge you to make an appointment with someone in this group before you leave.*

CHANGER - *Some of you may want to ask someone to help you give up your false sources of life. I challenge you to identify your false sources and ask a leader to help you turn away from them.*

WRAP-UP

LEADER: *We have dealt with four different issues in this video event/retreat. God may only want you to respond to one or He may want you to respond to several. Don't feel obligated to respond to everything all at once. We are here for you, but it's up to you to let us help fan the flame of spiritual desire in you. (Leader then points to the fire that has been burning during the entire event, or his button, and makes this statement) This fire has been burning all during this event to demonstrate that a fire doesn't keep going without consistent tending. It will be the same with the fire that has begun in some of you during this event. Keeping your spiritual fire strong will require time and effort at home. (Leader puts out the fire or takes off his ON FIRE button and closes in prayer).*



VIDEO SEGMENT #7 (Spoken wrap-up by John Schlitt)

Video Script: "Now didn't we tell you it was going to be a great time? In the middle of all the games, music and fun, I'm sure many of you have gotten to know the Lord and yourself a little better during this video event. No doubt, many of you have made choices that will change your life. Let me remind you that being ON FIRE for Jesus Christ is a choice we continue to make...so what you have done here is really a beginning point. We've asked your youth leader to give some followup steps that will help you. Thanks for letting us share in this event with you...here's to a world set ON FIRE with God's mighty power through you."

3:20-3:35 JOURNAL TIME #8 Fanning My Spiritual Flame



NOTE: Introduce "Fanning My Spritual Flame" This is a worksheet to help your students use the truths that they have learned during the video event. See diagram in Exhibit #7.

"Fanning My Spiritual Flame" will help you keep track of your students progress in the next few weeks. It is recommended that you show the videotapes several more times in the next few weeks. They will be a powerful visual reminder of the commitments the students have made.

LEADER: *This is our final journal time...and the most important one. I'm sure the Lord has spoken to each of you during this ON FIRE event. For some of you, He has shown you an area of your life He wants to work on. For others, He has shown you two or three things He wants to lovingly change in your life. Our last journal time is for you to respond to what God has shown you. (Then explain the parts of "Fanning My Spiritual Flame" worksheet: Areas that Need Change, Barriers, What I Must Do, What God Must Do, Who Will Help Me.)*

EXHIBIT #1

MATERIALS CHECKLIST

____ 1. **Videos** — Each of the videos in this package has been created for the purpose of using music to enhance the teaching of Biblical truth to your students. On the enclosed video cassette are a music video introduction (using the title song "All Fired Up"), 4 full-length music videos, and 6 spoken video segments by members of Petra. The video segments were produced by Fire By Night Ministry.

____ 2. **Manual** — This manual, developed by interl'inc., is designed to be a simple user-friendly guide to help youth leaders get the most out of this event. It utilizes several types of activities: Video Segments, Simulations (skits geared to teach a lesson), Games, Message/Study Segments (teaching sessions), and Journal Time Segments (times of personal reflection and prayer). In partnership with the Holy Spirit, we believe that the Lord can use these materials to change students' lives. "Unless the Lord builds the house, they labor in vain who build it..." Psalm 127:1.

NOTE: We recommend that the JOURNAL TIME segment of each session be done in a small group setting. Students should fill out their own journals, but in a group. This will force students to sit and reflect more.

____ 3. **Clip Art** for: Petra Journal—these materials will allow you to produce inexpensive, graphically-exciting response mechanisms for your students to record their thoughts during the video event. See Exhibit #3.

____ 4. **Additional materials**

NOTE: These resources are additional to the basic packet you are receiving. They may be purchased individually or in quantities for a larger discount by sending in the enclosed order form.

- Buttons
- T-shirts
- Posters
- On Fire cassettes and CD's
- Petra newsletters
- The THIS MEANS WAR Youth Event

EXHIBIT #2

PREPARATION CHECKLIST & TIMELINE

3 Weeks Prior to Event

- Review materials in packet
 - Prayerfully clarify objectives
 - Organize weekly prayer meetings
 - Involve students in planning
 - Order additional materials
 - Print promotional flyers (See Clip Art Master in packet)
 - Enlist and train counselors
 - Check into radio announcements
 - Implement other promotion ideas
 - Order audio/video equipment (See Technical Recommendations)
 - Secure location for event
 - Begin to promote at church
 - Begin Bible study preparation
 - Begin playing Petra "On Fire" tape in youth group meetings
 - Begin production of your video
-

2 Weeks Prior to Event

- Continue prayer meetings
 - Put notice in church bulletin
 - Put notice in school paper(s) (see Promotional Ideas Sheets)
 - Print up all study material
-

1 Week Prior to Event

- Continue prayer meetings
 - Secure adult helpers
 - Procure refreshments/supplies
 - Delegate responsibilities
 - Final promotion "blitz"
-

The Day Before the Event

- Plan an extended prayer meeting
 - Set up audio/video equipment
 - Double-check with helpers
 - Check on refreshments/supplies
 - Check on printed materials
 - Check-out location for problems
-

"D" Day

- Plan a group prayer session
- Check-out audio/video equipment
- Lay out all printed materials
- Organize refreshments/supplies
- Make assignments for helpers
- Organize/instruct counselors

EXHIBIT #3

PROMOTION IDEAS/CLIP ART

The objective in promoting this type of event is to reach as many students as possible and to generate as much interest in advance of the event as possible. While the event is for the Christian student, it might be adapted for the "fringe" students in your youth group. The following list is not intended to be the definitive list of great promotional ideas, but merely a catalog of possibilities geared to stir your own creative processes. Feel free to use, change, improve, or alter any of these ideas to suit your situation. (Some promotional materials mentioned on page 20 can be ordered in quantity for promotional use. Be sure to allow ample time ahead of event for product to arrive.)

- Reproduce enclosed flyer master on brightly colored paper
- Use master as clip-art master to design your own flyer
- Reduce and reproduce the master to create small handbills
- Enlarge and reproduce master to create poster
- Have students wear buttons as "teasers" at school
- Put notices in local school newspapers
- Have announcements made over school public address systems
- Chalk sidewalks, blackboards, etc. (Be sure to ask first!)
- Check with local radio stations for public service spots
- Put posters up in local student hangouts, stores, etc.
- Place notices in local newspapers, shopping guides, etc.
- Create "press releases", pictures, etc. for local papers
- Play excerpts from Petra cassette during youth meetings
- Put on skits in Sunday School, youth group meeting, at school, and other places where students meet
- Make a promotional video using Petra's music, visuals
- Plan a phone-calling campaign with kids calling kids
- Get extra Petra cassette as prize for person bringing most kids to event
- Mail flyers to youth group roster, organizations
- Invite local radio, television, newspaper to cover event
- Take pictures of kids on campuses to use in multi-media presentation at event (either slides, video, or both)
- Get additional T-shirts for giveaways, for students to wear and promote event

CLIP ART CAN BE PHOTOCOPIED AND PASTED UP AS NEEDED.



**FANNING
THE FLAME**



EXHIBIT #4

TECHNICAL RECOMMENDATIONS

All you will need to do the ON FIRE Video Event is a VCR and a TV. Additional sound reinforcement and a video projection unit would be helpful in a larger setting. If you really want to go all out, here are some other recommendations:

NOTE: There is probably a student audiophile in your group who could be of great assistance to you. Who knows, the next Steven Spielberg might be lurking in your youth group.

- Powerful, music-quality stereo PA system with at least 6 balanced input channels, a graphic equalizer, and a minimum of 50 watts per channel
- or
- A standard PA system for speaking and a 100 watt stereo system with three-way speakers for music
- Video projector and large screen(7' x 10' or larger)
- or
- Good quality VHS player and large screen TV/monitor
- Several professional quality microphones and cables
- An experienced, professional Audio-Visual technician
- A strong, sharp set-up/take-down crew
- Video camera with microphone and high-quality tape
- Multi-media set-up (slide projectors, synchronizer)

These are recommended for those wishing to create a custom multi-media presentation utilizing pictures taken of students on campus, live video of students, pre-existing slides, and other creative pieces. Our suggestion would be to announce the multi-media presentation ahead of time in order to generate interest. Kids will come to see their faces shown on a giant screen!

EXHIBIT #5

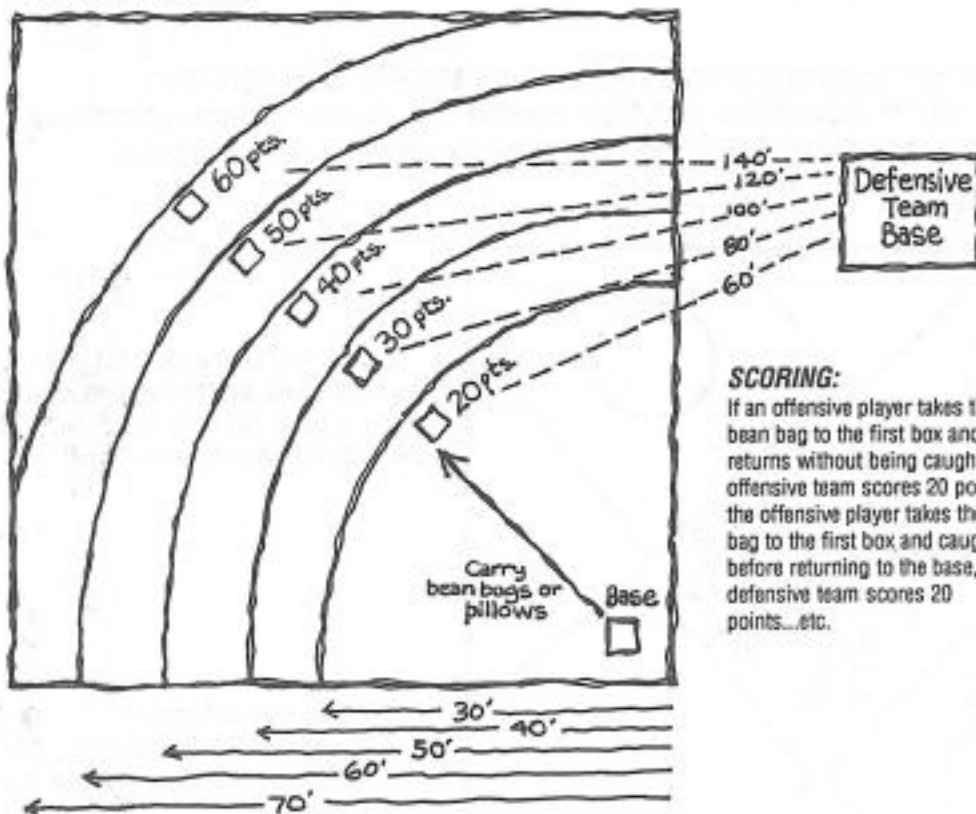
HOW TO PLAY THE MINEFIELD GAME

Objective: Offense must carry an object (ie. a beanbag) to the box of their choice, drop it in that box, and return to the base BEFORE a defensive player can tag them. Each offensive player has a turn to complete his or her RISK mission and score points for his/her team. The team with the most cumulative points wins.

RULES:

1. Only one offensive person and one defensive player can be off their bases at a given time.
2. Defensemen must run toward offensive player at all times or he/she is disqualified.
3. Girls pursue girls; boys pursue boys.
4. Teams switch each 10 minutes.

Defense can leave base when person on offense leaves base. Must catch person before he/she returns to base.



SCORING:

If an offensive player takes the bean bag to the first box and returns without being caught, the offensive team scores 20 points. If the offensive player takes the bean bag to the first box and caught before returning to the base, the defensive team scores 20 points...etc.

Must run as far out as they can to drop bag without being caught

EXHIBIT #6

HOW TO PLAY THE SEDUCTION GAME

Purpose: The purpose of this game is to create an atmosphere of confusion that makes reasonable choices difficult. This game is designed to facilitate a discussion about the effects of peer pressure on student behavior.

Props:


1. A Flag or some sort of object.
2. Blind folds of pillow cases to blind the team being enticed.
3. A playing field or gym divided into five areas: see diagram.

Rules:

1. The team in the middle is blinded.
2. The leader gives some of the four remaining teams the flag or object.
3. The four remaining teams try to simultaneously convince the blindfolded team that they have the object in their area.
4. Members of the blindfolded team must try to pick the team they think has the flag. Members may choose independently which team to believe. Each team must be in the middle twice.

Scoring:

1. 5000 points will be given to every team member that chooses the right team.
2. 500 points will be deducted for each team member that chooses the wrong team area.
3. 500 points will be awarded to the seducing teams for each person they deceive.



5 Teams

Each team must try to convince the persons in the middle who has the flag. Teams all yell enticements at once. The team that chooses the right circle most frequently wins.

1. 5000 for each in flag zone
2. 500 off for each wrong choice.
3. 500 for each seduction (for seducing teams)

EXHIBIT #7

FANNING MY SPIRITUAL FLAME

Areas of life where change is needed



FANNING THE FLAME

Barriers to changing these areas of my life:

- | | |
|----------|----------|
| 1. _____ | 4. _____ |
| 2. _____ | 5. _____ |
| 3. _____ | 6. _____ |

What I must do

What God must do



Person who will help me: _____

EXHIBIT #8

THE SONGS

DEFECTOR

Words & Music by Bob Hartman
Cot. 1:13. Eph. 2:7-9, 8:17-19

You used to play their games
You used to stay the same
They used to hold you back
They knew the best attack
They thought they had a better hold
on you
They thought that you would always
stay true blue
They couldn't stop you—they had no
defense
You went under the wire—you went
over the fence.

Defector—you broke the chains away
Defector—a higher power you obey
Now they have no hold on you—you've
broken through
But don't forget to read the signs
'cause
You still live behind—enemy lines
Defector.

They used to drag you down
They used to have you bound
Just like a ball and chain
But they could not restrain
They thought that you could never
break away.

They thought that you would always
go their way
They had you tied up helplessly
They never figured you could ever
get free.

You got away clean but it didn't
come free.

Another man paid with His own agony
for
Freedom
Freedom.

© 1980 Penson Publishing (ISAC)

FIRST LOVE

Words by Bob Hartman
Music by John DeLente

Rev. 2:8. 1 Jn. 4:19. Song of Sol 2:8

Sometimes I feel I'm pulled in so
many wrong directions
Sometimes I feel the world
seducing my affections
It's not that I don't know the way
It's just a heart that's prone
to stray.

But with my weaknesses
admitted
You will keep all that I've
committed
So I commit my heart to You
My First Love.

First Love—First Love
My soul longs after You
First Love—First Love
I want my heart to stay so true
Because You first loved me
Jesus You will always be
You will always be
My First Love.

It's taken me some time to try to
comprehend

A love that doesn't change—
a love without an end
A love that keeps forgiving
A love of sacrifice and giving
I delight myself in You
My First Love.

If I ever lack endurance
I remember Your assurance
That Your only banner over me
is love.

If my heart begins to waver
Woo me back, my loving Savior
Woo me back till I return to my
First Love.

© 1980 Penson Publishing (ISAC)
Ligon-Peter Publishing (ISAC)

MINE FIELD

Words & Music by Bob Hartman
Prov. 3:6. 1 Pet. 5:8. Mt. 16:24

Bread the burning powder?
There's danger in the air
A voice from deep inside is
telling you, "You must bow down!"
The enemy is watching
Every step you take
To find his opportunity in every
choice you make.

And it's no game
When someone lives without
His grace.

And who's to blame
When it blows up in their face.

It's a mine field—you'd better
follow Him through
God knows the way—you'd better
stick like glue.

It's a mine field—Better stay on
His heels.

'Cause the enemy kills and the
enemy steals.

So keep your head down and keep
your eyes peeled.

'Cause life is...

Life is a mine field.

Think the grass is greener?
You'd better look around.

Everywhere you look another
casualty is found.
The enemy is waiting
For you to start to run.

Waiting like an itchy finger on a
loaded gun.

Some may feel
They can wander out too far
They may feel
But they may always wear
the scar.

Better leave the navigation to the
One who knows the Way.
He will bring illumination.

He will light your path each day.

It's a mine field—better watch
where you tread.

Step off the path and you could
end up dead.

It's a mine field—better stay on
His heels.

'Cause the enemy kills and the
enemy steals.

So keep your head down and keep
your eyes peeled.

'Cause life is...

Life is a mine field.

© 1980 Penson Publishing (ISAC)

ALL FIRED UP

Words & Music by Bob Hartman
Ps. 104:4, 11:2-16

When the weight of the world
begins to show
When the flames of faith begin to
die before I know
Time to be rekindled by the
everlasting Source
The all Consuming Fire,
Illuminating Force.
Like a blacksmith bellows aim
He fans the embers to a flame.

I'm all fired up—I'm all fired up
There's a flame burning in my soul
And my heart is a burning coal
I'm all fired up—I'm all fired up
Those who wait upon the Lord
Find their strength has been
restored.

The flames of renewal burn within
I'm all charged up in my spirit
again.

I'm all fired up—I'm all fired
up tonight.

I've been told not to let my
feelings go.

I've been told my emotions never
have the right to show.

But I have this feeling burning
deep within my heart.

Won't wait to let this heavenly
celebration start.

When the Spirit gives me the nod
I'll get excited 'bout the things
of God.

I feel my faith renewing—I feel
revival brewing.

All over the world there's a
burning desire.

I feel the Church is stirring and
it's gonna keep occurring.

Till we're all baptized in His
Holy fire.

© 1980 Penson Publishing (ISAC)

COUNSEL OF THE HOLY

Words & Music by John Leary
and Doris Kagan

Ps. 32:7. Ps. 119:105. Ps. 119:11

There is a light burning in
the darkness
A book of Hope
A morning light
Breaking over the mountains
To where the eagle flies
It gives us wings to touch the sky
It is the wisdom of the wise.

Counsel of the Holy
The written Word of God
Wisdom cries for all to read
Counsel of the Holy

The greatest book of all
is the path of victory.

A book of wonder—

A book of life

A book of promise faithful
and true.

A book of miracles for all who
will believe.

A book of wisdom to all who
will receive.

The counsel of the Holy

The written Word of God

Wisdom cries for all to read
The counsel of the Holy

The greatest book of all
is the path of victory.

Wisdom cries for all to read
Wisdom cries for all to read.

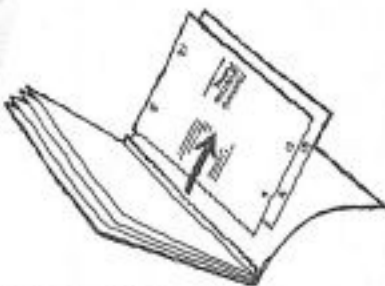
More precious than rubies
More precious than gold

Mighty is the wisdom of the Lord

© 1980 Penson Publishing (ISAC)
Administered by Sector Copyright
Management.

EXHIBIT #9

HOW TO ASSEMBLE THE PETRA JOURNAL



① TEAR OUT PAGES 29-32
(LAST 2 SHEETS) FROM
THIS BOOK. PHOTOCOPY
THEM ON BOTH SIDES OF YOUR COPIER
PAPER JUST AS THEY APPEAR IN THIS BOOK.
MAKE ENOUGH COPIES FOR EVERY STUDENT.



② WITH THE 2 SHEETS
IN ORDER, FOLD 2
SHEETS IN HALF.



③ FOLD AGAIN
TO QUARTER
SIZE.



④ STAPLE
TWICE ON
THE FOLD.



⑤ CUT OFF
THE FOLDED
EDGES NEAR
TOP OF JOURNAL.

List the people, places, personal beliefs, and possessions that try to smother your spiritual fire.

JOURNAL TIME#2

List the people, places, personal beliefs, and possessions that fan the flames of your spiritual fire.

Areas of life where change is needed.

FANNING MY SPIRITUAL FLAME



Barriers to changing these areas of my life:

1. _____

2. _____

3. _____

4. _____

5. _____



JOURNAL TIME #7
 What people or things (other than God) do I depend on for my happiness?

JOURNAL TIME #3
 How have you misused the good things of life to hurt yourself?

What I must do.

JOURNAL TIME #1

List the reasons why God's journal (the Bible) is valuable or isn't valuable to you. List several of each.

Is Valuable Because:

1. _____
2. _____
3. _____

Isn't Valuable Because:

1. _____
2. _____
3. _____

These passages talk about what God wants to offer you. Why do you think you need these things that God offers?

Read Matthew 11:28, John 14:6, and 1 John 5:18-20.

JOURNAL TIME #6

What are the things that you need God's unmerited favor and forgiveness for?

What God must do

The time spent to write your real thoughts and feelings in this little book will be worth it... especially if God becomes more real to you during our time together.

-Petra

Person who will help me:

"I have committed to be a Keeper of the Fire
on _____ at _____
date time

How can these things fan the flames or smother your spiritual fire?

Your willingness to take unreasonable risks?

What did you learn about your fear?

JOURNAL TIME #4

**ON
FIRE
VIDEO
EVENT**
JOURNAL


name _____

What will have to happen between you and them for you to get free?

List the friends who are putting the most pressure on you.

In what ways are you letting peer pressure smother your spiritual fire?

JOURNAL TIME #5





Video Curriculum Resource

distributed by WORD, Inc.

Printed in the U.S.A.

ISBN 0-8499-8360-6



© 1994 WORD, Inc. Church & Dwight, Salem, Oregon